

ASG Gold Country Chapter
Placerville—122 Members Strong
December-January
2024/2025 Newsletter

2	President's Message 2024
3	Board 2024
4	Neighborhood Groups
5	Alert-A New Program
6	2025 CAB and Thank You
7-9	What Our Members Are Doing
10/11	Spring Sew and Sew
12	New Members
13/15	Parking Lot sale Success
16	How to Use Google
17	Classes-Thank You-Events-Newsletter
18	Membership Application



PRESIDENT'S MESSAGE 2024

Welcome to Winter! I think of December 1st as the start of winter, but really get excited when we pass the Winter Solstice because I look forward to more daylight hours. When I lived near to the equator, I never thought about it because the days & nights are just about the same number of hours all year 'round regardless of the calendar and always hot.

I hope you are looking forward to whatever winter holiday's that you choose to celebrate. I remember the fun of preparing for Christmas for my 2 children many years ago. One year, my youngest son solemnly said to me "Mama, tell me the truth." I had no idea what the issue was. "OK" I said, stomach cramping up as I tried to think what could be so important to a 5-year old. He asked, "Is Santa Claus real?"

"No" I replied. He put his little head, topped with blond curls, down in his lap and hands and sobbed. I couldn't hug him as I was driving the winding road through the pine forests to the Target store. I gingerly asked him why he was so upset. He looked at me with tears rolling from his blue eyes and said "Well, just great! There goes Christmas, no toys!". "Why do you think that?" I asked him.

"Because you and Dad don't have any money!" he answered angrily. Hmmm, I told him that his father and I had bought and wrapped all those presents under the tree in past years. He was dumbfounded. "You did?" he asked and then asked about some specific special toys he had received. I assured him that we listened to his Santa requests and had always done our best save money to buy gifts. So little Brett, wiped away his tears, sat up, giggled and danced in his seat the rest of the way to Target.

I hope you and your family have some special holiday memories too.

I want to thank all of you for your trust and cooperation these past two years as I learned the ropes of being an ASG Chapter President. Also, my thanks to our outgoing Chapter Advisory Board members for your volunteer work and dedication to help make our Chapter a fun and educational group. I've enjoyed getting to better know so many members who I now consider friends.

Let's welcome our incoming new CAB members and convey our thanks to those who have remained in place. It really does take a village to make it all happen.

sew Onward, Terry



2024 BOARD

President

Terry Morris
sailingknitter@yahoo.com
(904) 806-1956

Education

Julia Johnson
me@sew-vintage.org
415-889-0899

Secretary

Darlene Myers
sandarmyers@yahoo.com
408) 836-6479

Neighborhood Group Leader Coordinator

Louise Mast
lbmast@yahoo.com
916)-293-8742

Treasurer

Callie Neville
imabrnfan@gmail.com
(916) 995-7200

Newsletter Editor

Sandra Wagner
slwagner2015@gmail.com
(209) 296-4926

Webmistress

Gail Butler
gail.butler@hotmail.com
(530)306-1057

Special Events

Huong Doan
hdoan54@yahoo.com
(916) 425-9551

Membership

Roxann Harris
rox090522@aol.com
(408)-315-8925

Social Media Chairperson - Open

Publicity Chairperson—Open

Gold Country ASG Neighborhood Groups 2024

The Art of the Stitch - Using the Concepts of Art and Techniques in Your Work

4th Monday 9:30 a.m., meets virtually

Bobbi Bullard 530-903-0843, bobbibullard@gmail.com

Clothes Fit Fun - Clothing Construction and Fit

1st Thursday 10:00 a.m.-3:00 p.m., Light of the Hills Church, Cameron Park

Teri Prouty sewist4fun@gmail.com Patty Garcia nursepattyg@yahoo.com

Sew Scrappy – Quilting and Small Pieced Projects

3rd Wednesday 9:30 a.m.-1:00 p.m., Light of the Hills Church, Cameron Park

Liz Harris 530-363-0981, harris5296@yahoo.com

Anne Mintmier 530-644-2739, amintmier@gmail.com

Sew-n-Sews Reno - All Things Sewing Related

Reno, Nevada

Verla Jackson verlamj@gmail.com

Sew Elegant - General Sewing

3rd Monday 10:00 a.m.-1:00 p.m., Light of the Hills Church, Cameron Park

Karen Starkel 916-817-1524, kstarkel@icloud.com

Sew Threads of Love - Charitable Projects for the Community

1st Wednesday 1:30 p.m.-3:30 p.m., Placerville Senior Center

Trish McCrum 530-622-5505, biltrish@comcast.net

Cathy Kinzel 530-303-3568, randckinzel@gmail.com

Sew Threads of Love Too – Charitable Projects for the Community

2nd Friday 9:00 a.m.-2:00 p.m., Rollingwood Clubhouse, Jackson, Amador County

Grace Nolan gracenolan@comcast.net Jan Hopkins bjhpkns49@gmail.com

Specialty Garment Techniques

2nd Tuesday 10:00 a.m.-3:00 p.m., Raley's O-N-E Market, 3935 Park Dr., El Dorado Hills

Julia Johnson me@sew-vintage.org

Roxann Harris rox090522@aol.com

There has been interest in “Sewing at Home” which means that Louise will post in the newsletter what groups are doing that is community orientated—then as members have free time they can sew additional projects at home and then return them to the projects neighborhood groups.

HELPING OTHERS – VOLUNTEER SEWING OPPORTUNITY

Terry Ogino, ASG Member, is collecting **HOMEMADE** pillowcases for flood survivors impacted by Hurricane Helene and Milton. A card will be put in each pillowcase pouch with a heartfelt message. Pillowcases will be sent to those hardest hit.

If you would like to assist, here is some information:

PATTERN - Free Download available thru Shabbyfabrics.com. Search for Magic Pillowcase and go to free download. You can also YouTube- Magic Pillowcase Tutorial for step-by-step instructions. If you would like Terry to email you the pattern, send her an email at Teresa.ogino@yahoo.com and in subject-line write **MAGIC PILLOWCASE** so if it goes to spam she knows it's a valid email message.

NOTE: When you turn the sausage roll inside out, sew the bottom of the accent trim down about 1/6th inch from the edge of the fold. This keeps the trim down nice and neat when washed.

DROP OFF COMPLETED PILLOWCASES - At High Sierra Quilters Shop in Placerville. If you would like to attach a personal heartfelt message, place the note with the pillowcase in a quart size ziplock bag when dropping off.

DEADLINE - Last collection January 30th, 2025

NEED MORE HELP PUTTING THEM TOGETHER? Terry will be at High Sierra Quilters Shop putting together from 9:30 to 2:30 on December 4th, 7th & 20th. Feel free to pop in for guidance, or bring your machine and join in.

SAMPLE OF TYPE OF MESSAGE

A Pillowcase Hug We are saddened by the recent tragic events that have touched your lives. This homemade pillowcase is only a small gift but it was stitched together with **LOVE, CARE** and **HEALING THOUGHTS** in hopes when you lay your head down, it will offer a tiny bit of comfort knowing others far away are thinking of you.

HUGS from friends in Northern California (Gold Bug Guild, High Sierra Quilters Shop, Aunt Myra's, Golden Threads Group, American Sewing Guild, and the El Dorado Community.)

2025 CAB Members


What a wonderful job our Nominating Committee did to get volunteers for our Chapter Advisory Board for 2025. Sue Van Atta had graciously volunteered to function as the Nominating Committee Chairperson for the 2025 CAB. Thank you, Sue!

President: Gail Butler

Vice President: Carol Jurcak

Secretary: Darlene Myers

Treasurer: Callie Neville



Re: Hurricane Helene: It is with a full heart that I thank all that donated to my granddaughter when she lost pretty well everything but what she had on. The insurance towed her RV away last week bring more tears. My daughter, husband and Ashley (AKA Skyler) are finally able to laugh a little as they put their lives back together. Good news on one point Stacey and Karl may have a new road to the RV and van within 5 months so they can get it pulled out of the damaged area. Again thank you so much for your help.

WHAT OUR MEMBERS ARE DOING

Neighborhood Group Activates

Clothes Fit Fun group has been busy with pants! It's been great fun collaborating on fit issues. We are all learning a lot and many have either finished or are well on the way to finished.

One of the best things about our meetings is the tremendous amount of knowledge within our group. Last month Sue Harrington presented Sewing on a Button with your Machine plus a demo on the handy, dandy Simflex Folding (button hole) Measure.

While we did not have a formal presentation in November we had a wonderful Sew and Tell. So many beautiful garments were shared. Hopefully some will make it to the ASG website for all to admire.

Our next meeting on December 5th, is our luncheon at Los Pinos. We will have a sewing notion gift exchange. If you are not currently on our mailing list please reach out to Teri Prouty or Patti Garcia (group leaders) for info if you are interested in attending.

Until next time***** Happy Sewing



The December meeting is a luncheon and the group is busy with the 2025 calendar preparation. Many interesting projects and demos are planned. If you love to sew garments contact Teri or Patty for a calendar.

From Jan and Anna Silva —Sew Threads Too —Jackson ASG group

I dropped off 11 of the cat cage shelf covers yesterday. They're going to try them out, we possibly might need to put a little strap of Velcro on either end. She says the cats twist them around and actually try to crawl inside of them. She will let me know if we need to tweak them.



What's Happening at Specialty Garment Techniques on the 2nd Tuesday of the Month.

Learning Yoga (Stretches), New Techniques, and Sewing of course.



Julia's Coat Pattern is from Sewaholic
- Minoru Jacket with hidden hood feature.




Patti's Coat Pattern is
From Helen's Closet Pona
Jacket

Come and Join us in January



Zeta's Jacket is
from Love Notions and is
lined – Clef Coat



Our Sewing Room at
Raley's

Camp Sew & Sew

Zephyr Point Gold Country ASG Spring sewing retreat

Come join us for a sewing retreat in the mountains and a fantastic view of Lake Tahoe! Our annual Camp Sew & Sew is scheduled for Sun, March 23, through Friday, March 28, 2025. As we have for several years, we are holding this at the Zephyr Point Conference Center and we'll be using the Inspiration Point conference room (again) and rooms at the Tallac Center. The sewing area will be set up for up to 24 participants with ironing and cutting stations in the room or nearby. Food is provided by the Center and our rooms have 2 (or 3) queen size beds with its own bathroom.

While it seems like a lot of effort to schlep your gear to Lake Tahoe, the benefits are many! Lots of good cheer, bragging rights abound, oohs and aahs as your projects progress during the week, and no interruptions except to socialize. Once set up, you are free to work when you want, and for however long you want! Best of all is no food prep - it's supplied by the Center! We have a coffee bar outside of the workroom, and someone is always up early to get the coffee started. Many bring munchies to go along with that coffee, tea, or whatever (I suggest you wrap them separately if they are hand made).

The price is \$650 or \$1020 for double or single occupancy per room - our fees just cover our expenses - so we really NEED to have 21-24 attendees to clear that hurdle. Fill out your registration form and remit with payment as soon as you can commit (Gold Country ASG members can delay payment until Mar 8 but should provide a registration form early to get their "spot"). We must have a headcount by March 8, 2025. There is a late fee added to applications sent after Feb 7, 2025. We limit our numbers to 24 so that we have maximum workspace per attendee.

CAMP SEW & SEW 2025 March 23-28, Sunday–Friday

Zephyr Point Conference Center 660 Hwy 50, Zephyr Cove, NV 89448

Bring your choice of projects and enjoy the camaraderie, continuous sewing, food, and more. The sewing area is very large so we do anticipate having cutting tables available. We will be working in the Inspiration Point conference room (great views of the Lake).

NOTES:

- The sewing workroom is open/available from 4pm Sunday until noon on Friday
- Also, there is no large parking area near our rooms/workroom, so you will have to drive down, drop off your sewing and personal items at the workroom, pick up your keys and settle into your room, then park back by the main lodge (and parking garage).
- Bedrooms will be in the Tallac Center on the first floor and the workroom access is from the first floor, middle of the building. Entrance at the middle of the building is on the 2nd floor; there is an elevator.
- No alcohol is allowed in public areas (cafeteria or sewing workroom).



ROOMS:

All rooms have 2 queen size beds and a private bath. There are a limited number of 3-bed rooms.

FEE/person (ALL prices increase \$25 after Feb 1):

- Members: \$650.00 (shared) \$1020.00 (single) LATE: \$675 (shared) \$1045 (single)
- Non-Members: \$675.00 (shared) \$1045.00 (single) LATE: \$700 (shared) \$1070 (single)

Registration Policy: Gold Country ASG members may pay at any time before March 10 but we recommend you submit your registration early to reserve your space. Registration for camp closes on March 8, 2025. Make checks payable to Gold Country ASG. NO refunds after February 7, 2025.

MAIL REGISTRATION TO: Callie Neville, 6661 Thunder Head Lane, Placerville, CA 95667

For information: contact Lydia Stang, ld.stang@sbcglobal.net. Limit is 24 attendees (for sewing space).

Name: _____ Name on nametag: _____

Full Address: _____

Phone: _____ Email: _____

ASG Chapter: _____ ASG Member #: _____

Check here if you want to participate in Secret Pals

Room/meal options

ROOM choice: single, double, seeking a roommate to share, or triple

My roommate(s): _____ and _____

I'd like vegetarian or vegan meals (please circle your preference)

Check payment amount:

On Time shared room: \$650 member / \$675 non-member

On Time single room: \$1020 member / \$1045 non-member

LATE shared room: \$675 member / \$700 non-member

LATE single room: \$1045 member / \$1070 non-member

You can also obtain a copy at the Gold Country ASG website

New Members



Please welcome our newest member to our chapter

Anna Silva, Pine Grove, 11/09/24

Suzy Lee, El Dorado Hills, 11/12/24

Have you moved? Or changed your email address or phone number?

Please let ASG National know by going to the www.asg.org/members section and updating your information. Your chapter does not maintain the membership address list. If you have any questions or need help, contact me.

Roxann Harris

Membership Chair Rox090522@aol.com

408-315-8925

I have exciting news for you! Parking lot sale—fun and profit.

First, thanks to everyone who participated in the pricing and selling days. The weather was good (Saturday) and we had tons of stuff to sell. Once again there was lots of laughter and tremendous team work. I noticed we had a lot more customers than before. Over and over, I heard customers say “they have really good prices” and “I was driving by and looked over”.

A real big thanks to Callie because she had double duty. First, she let us wreck her home again. Secondly, when the sale was over she still had to count the money and make the bank deposit. Lastly, she has to contend with me asking her every hour how much did we make. Well, my question has been answered and I will share the results with you below.

On our pricing day, it rained. The entire time everyone was unloading their vehicles it rained, unbelievable. Yes, we tracked mud into Callie’s home it was unavoidable. There was so much fabric to be priced that some of us took it home to finish pricing. I did and so did Louise. Louise, thank you for pricing at home and arranging for the pickup. Thank you to everyone who helped clean up our mess and Callie’s home.

Willa, your dish towels were a hit. I think you sold all of them but a few. By the way, I still need a chicken one. I bought 3 and gave 2 of them to my mother. She adored them which means she will look at them and not use them for fear of getting them soiled. Oh well.


At the sale there was a gentleman with a precise shopping list. He wanted fuzzy yarn and sewing machine needles. Unfortunately, we didn’t have either. I kinda thought it was weird that we didn’t have sewing machine needles. We looked but did not find any.

Trish, thank you for manning the notions for us before you had to leave. We missed you especially at the event.

Terry, thank you for the loan of your canopy. Roxann, thanks for setting up the membership table again. I do know there was a vendor there interested in what ASG does. I believe she said she is a sewing instructor for the disabled. Roxann gave her lots of information.

Gail, was lovely as usual in her vintage dress. Gail dropped off bins for us and returned to pack up and take more bins home. Carmen, thank you for your hard work: measuring and cutting the bolts of fabrics.

Jan and Darlene were everywhere and doing whatever needed to be done. Thank you both. Everyone, was more than willing to do what needed to be done without grumbling. I had an amazing time working with all of you again.



Bobbi, thank you for the donation of fabric and for dropping it off at Callies home for us.



Jan, thank you for volunteering to take, I think you said 15 bins to Jackson for storage. I know Gail has bins and I have 2. How many of you have bins you are storing at home? I have bolts of fabric in my trunk. I contacted Sacramento ASG yesterday. They responded that they cannot take any donations at this time because their storage locker is full and they are looking for another storage locker. So, I am going to find some nonprofits like Wells Spring to donate the bolts of fabric to. If anyone has any ideas let me know. My last option will be to donate to Goodwill.

We started out with 3 tables. Later, Debbie gave us another table to use. She did not charge us for the 4th table. Debbie mentioned there will be a spring event in April.

Gail had suggested a better way to sort the fabric for storing it. Unfortunately, most of us had been there since early morning and had run out of steam. I take responsibility for not doing it completely. I did not have two teams as before. If we do this again there will be two teams. The first team, like before, will be responsible for unloading and setup. The second team will be responsible for sorting and re-packing the fabrics that were not sold. Each time we do this we discover ways to improve.

Before, I forget the price tags were also a hit. Thanks to Roxann for designing them. It was so much easier to staple the tags to the fabric rather than to tape it. If you have tags left over, please keep them. They are not dated so they can be used again.

The dryer racks were a good selling point. Lots of people were checking out the handmade items. The charm packs and jellyrolls were really selling.



HOW TO ACCESS GOOGLE TO STORE YOUR INFORMATION FOR THE NEWSLETTER AND SHARE WITH OTHERS

Just wanted to review what may help 'organize' stuff that is in storage and which is of interest to various groups or CAB members.

We could create a google folder within which are various documents or spreadsheets (preferable as it can be made to be similar across multiple users). The group would identify the their file by name. The folder would be public as would all files within it.

Here's the link to the folder: <https://drive.google.com/drive/folders/1hdvGXirYLSwdBt0aCXo6Tdpns2ENHqUJ?usp=sharing>, inside of which is a spreadsheet that I created based on Callie's listing of items found in the storage unit. This is just an example of items to identify and the various qualifiers for each item (box, bag, bolt, bin), how many, and contents. The file I created was: https://docs.google.com/spreadsheets/d/1pq_kwN9ra8Gq8Zdnpt3eORE7qrjLh6RyQV0bW2T14s/edit?usp=drive_link

The file itself should be accessible as it is inside of a 'public' folder. I've added a screen shot of the file contents.

—Lydia

Thank you Lydia

Here's a quick rundown of features that Google offers. This is really an overview of navigation but may help to better understand what you can do with a Google account. I happen to access 4 google accounts all the time, so knowing 'which' one you're in is easily found (upper right corner). I do mention about uploading files (that's what the "New +" icon is for) - you can upload or create folders or files.

Here's the link to the file I just wrote up: https://docs.google.com/document/d/1DNT2_8XVw8GY7vW2QWvZ6r0OwvXOf_xo7QdidOE1FQk/edit?usp=sharing

Classes – Classes - Classes

Gold Country Chapter of ASG offers Classes

“Be sure and check the Education page and see what Julia has to offer our Chapter”

Facebook –you can keep in touch: [Gold Country Chapter](#)
Gold Country’s website: www.goldcountryasg.org

Check out some of what National ASG has to offer:

A blog with many new and old ways of doing things – a good resource

Over a 150 videos and online classes

Contact with members from around the globe

Many ideas from other chapters

Storage of Bobbins, Humble Seam Ripper, Drape and Shape 1 hour Vest, Beautiful Button Holes.

www.asg.org

Online sewing classes and events through ASG website.


Go to the member’s page and read the Newsletters from everywhere there is a chapter – fun and inspiring.

Remember to shop local

Debbie at High Sierra Quilters in Placerville and Oscar and his staff in Brothers Sew and Vac in Cameron Park.



However you celebrate the Holiday Season, remember to love one another, take time with family and friends and above all be good to



A note from the Newsletter editor. December NL is my last. Newsletter. Time to move on to other adventures. Bobbie is the new Newsletter Editor, it has been fun. Sandy

ASG MEMBERSHIP APPLICATION

Name _____

Address _____

City _____ State _____ Zip _____

Daytime phone number _____

E-mail _____

How did you hear about ASG? _____

Return to: American Sewing Guild
9660 Hillcroft, Suite 510, Houston, TX 77096

- New Member \$60
- Junior Member (New and Renewal)
to age 17, or age 22 with student ID \$35

Chapter Placerville-Gold Country, CA

- ASG Member at Large \$60
- Renewal Member \$55
(if received before membership expiration date)
- Late Renewal \$60

Chapter _____

Payment

- Check payable to "American Sewing Guild"
- MasterCard | Visa | AmEx | Discover

Account#: _____

Expiration Date: _____ CVV# _____

Signature: _____

Join ASG today!
Go to www.ASG.org or fill out the
application form below.